

Party	Total votes	Percentage	Total seats	Party leader
State of Law Coalition	1,890,567	26.21%	102	Nouri al-Maliki
Citizens Alliance	943,646	13.08%	66	Ammar al-Hakim
Liberal Coalition	653,763	9.06%	60	Muqtada al-Sadr
Muttahidoon	518,968	7.19%	35	Atheel al-Nujaifi
Arabian Al Iraqia			18	Saleh al-Mutlaq
Kurdistan List	255,362	3.54%	17	Barham Salih
Al Iraqia National and United Coalition	298,198	4.13%	16	Ayad Allawi
Loyalty to Najaf	118,310	1.64%	9	Adnan al-Zurufi
Islamic Dawa Party – Iraq Organisation			7	Hashim Al-Mosawy
Iraqi People's Coalition			8	
Hope of Rafidain			3	
Iraq's Benevolence and Generosity List	65,634	0.91%	3	Dr Rushdi Said
Iraqi Communist Party			2	Hamid Majid Mousa

Party	Total votes	Percentage	Total seats	Party leader
National White Bloc	44,765	0.62%	2	Hassan Alawi
Other Parties			99	-
<b>Total</b>	<b>7,214,146</b>	<b>100%</b>	<b>447</b>	<b>-</b>

**Source: ISW, Gulf Analysis, IHEC, Musings on Iraq**

## Al Anbar Governorate

Party	Total votes	Percentage	Seats	Party leader
Muttahidoon	115,605	27.89%	8	Osama al-Nujaifi
Aabiroun Coalition	62,581	15.10%	5	Qasim Al-Fahdawi
Arabian Al Iraqia	57,332	13.83%	4	Saleh al-Mutlaq
Al Iraqia National and United Coalition	39,500	9.53%	3	Ayad Allawi
Al Anbar United Coalition	35,214	8.49%	3	Kamil al-Dulaymi
National Cooperation Coalition	32,718	7.89%	2	Ali Farhan
People's Will Project	25,210	6.08%	2	Sheikh Mohamad Daham Al Farhan

Party	Total votes	Percentage	Seats	Party leader
Iraq's Affluents	10,785	2.60%	1	Sheikh Jamal Al Jadaan
Amiroun Coalition	9,220	2.22%	1	Ahmad Raja
Valiants of Iraq Bloc	8,932	2.15%	1	Sheikh Majed Ali Al Sulayman
<b>Other parties</b>	<b>17,457</b>	<b>4.21%</b>	<b>-</b>	
<b>Total</b>	<b>414,554</b>	<b>100%</b>	<b>30</b>	

Sources: al-Sumaria – al-Anbar Coalitions, IHEC

## Babil Governorate

Party	Total votes	Percentage	Seats	Party leader
State of Law Coalition	142,568	25.98%	8	Nouri al-Maliki
Citizens Alliance	115,188	20.99%	7	Ammar al-Hakim
Independent Iraqi Qualifications Gathering	69,087	12.59%	4	Hamed Ahmad Aboud Radi
Liberal Coalition	51,869	9.45%	4	Muqtada al-Sadr
Babil Civil Alliance	30,578	5.57%	2	Akil Jaber Hamza Saleh
Al Iraqia National and United Coalition	24,227	4.42%	1	

Party	Total votes	Percentage	Seats	Party leader
Iraq's National Coalition	20,755	3.78%	1	
Islamic Dawa Party – Iraq Organisation	19,527	3.56%	1	Hashim Al-Mosawy
National Partnership Gathering	18,565	3.38%	1	Mohamed Fadel Obeid Omran
Al Amin Coalition	16,865	3.07%	1	
Iraqia Babel	12,754	2.32%	1	Osama al-Nujaifi Saleh al-Mutlaq
<b>Other parties</b>	<b>26,688</b>	<b>4.86%</b>	<b>-</b>	
<b>Total</b>	<b>548,671</b>	<b>100%</b>	<b>31</b>	

Sources: ISW, al-Sumaria – Babil Coalitions, IHEC Babil Results

## Baghdad Governorate

Party	Total votes	Percentage	Seats	Party leader
State of Law Coalition	569,178	36.31%	20	Nouri al-Maliki
Muttahidoon	183,716	11.72%	7	Osama al-Nujaifi
Citizens Alliance	163,022	10.40%	6	Ammar al-Hakim
Liberal Coalition	137,808	8.79%	4	Muqtada al-Sadr

Party	Total votes	Percentage	Seats	Party leader
Al Iraqia National and United Coalition	80,066	5.12%	3	Ayad Allawi
National Independent Elite Movement	78,429	5.00%	3	
Arabian Al Iraqia	70,644	4.51%	3	Saleh al-Mutlaq
Citizenship State Bloc	48,605	3.10%	2	
National Partnership Gathering	31,889	2.03%	1	
Islamic Dawa Party – Iraq Organisation	24,339	1.55%	1	Hashim Al-Mosawy
Iraqi Justice and Democracy Alliance	23,388	1.49%	1	
Free Iraqi Coalition	15,957	1.02%	1	
Iraq's Benevolence and Generosity List	15,162	0.97%	1	Dr Rushdi Said
Feylis Kurds Brotherhood List Kurdish Minority seat	8,675	0.55%	1	
Baghdad Turkmen list Turkmen Minority seat	1,947	0.12%	1	
Chaldean Syriac Assyrian Gathering Coalition Assyrian Minority seat	1,513	0.10%	1	
Raed Jabar Saleh Sabean Minority seat	781	0.05%	1	-

Party	Total votes	Percentage	Seats	Party leader
Other parties	112,580	7.18%	-	
<b>Total</b>	<b>1,567,699</b>	<b>100%</b>	<b>58</b>	

Sources: ISW, al-Sumaria – Baghdad Coalitions, IHEC Baghdad Results

## Basra Governorate

Party	Total votes	Percentage	Seats	Party leader
State of Law Coalition	292,658	45.17%	16	Nouri al-Maliki
Citizens Alliance	121,875	18.81%	6	Ammar al-Hakim
Liberal Coalition	58,312	9.00%	3	Muqtada al-Sadr
Basra Independent Coalition	29,384	4.54%	2	
Gathering of Justice and Unity	24,513	3.78%	1	al-Faiz
Al Barsa's Civil Alliance	17,541	2.71%	1	
Alternative Movement	15,643	2.41%	1	
Islamic Dawa Party – Iraq Organisation	15,493	2.39%	1	Hashim Al-Mosawy
Will of Iraq Movement	13,940	2.15%	1	
Al Iraqia National and United Coalition	13,319	2.06%	1	Ayad Allawi

Party	Total votes	Percentage	Seats	Party leader
Muttahidoon	10,386	1.60%	1	Osama al-Nujaifi
<b>Other parties</b>	<b>34,873</b>	<b>5.38%</b>	<b>-</b>	
<b>Total</b>	<b>647,937</b>	<b>100%</b>	<b>35</b>	

Sources: ISW, al-Sumaria – Basra Coalitions, IHEC Basra Results





## Dhi Qar Governorate

Party	Total votes	Percentage	Seats	Party leader
State of Law Coalition	176,861		10	Nouri al-Maliki
Citizens Alliance	122,088		7	Ammar al-Hakim
Liberal Coalition	81,338		7	Muqtada al-Sadr
Solidarity with Iraq	50,363		3	Talib Qathem Abdul Karim Al Hassan
National Loyalty Bloc	43,369		3	Habib Nour Mahdi Nehme
National Partnership Gathering	26,670		2	Hamid naim Khudayr Abdullah
Civil Democratic Coalition	17,906		1	Shahid Ahmad Hassan Mohamed
<b>Other parties</b>			<b>-</b>	

Party	Total votes	Percentage	Seats	Party leader
<b>Total</b>		<b>100%</b>	<b>31</b>	

Sources: ISW, al-Sumaria – Dhi Qar Coalitions, IHEC Dhi Qar Results

## Diyala Governorate

Party	Total votes	Percentage	Seats	Party leader
 Diyala's National Alliance	170,292	37.08%	12	Nouri al-Maliki
 Iraqi Diyala	149,535	32.56%	10	
 Feylis Kurds Brotherhood List	49,415	10.76%	3	
 Al Iraqla National and United Coalition	27,670	6.02%	2	Ayad Allawi
Determined to Build	17,935	3.90%	1	
Diyala's New Coalition	13,980	3.04%	1	
<b>Other parties</b>	<b>30,484</b>	<b>6.64%</b>	<b>-</b>	
<b>Total</b>	<b>459,311</b>	<b>100%</b>	<b>29</b>	

Sources: ISW, al-Sumaria – Diyala Coalitions, IHEC Diyala Results



## Karbala Governorate

Party	Total votes	Percentage	Seats	Party leader
State of Law Coalition	84,447		7	Nouri al-Maliki
Liberal Coalition	43,945		4	Muqtada al-Sadr
Al Liwa	33,614		3	
Citizens Alliance	33,362		3	Ammar al-Hakim
Hope for the Mesopotamia	32,527		3	
Equitable State Movement	32,454		3	
National Moderation Front	18,501		2	
Iraq's Advocates for State Support	13,102		1	
Iraqi Justice and Democracy Alliance	8,559		1	
<b>Other parties</b>			<b>2</b>	
<b>Total</b>		<b>100%</b>	<b>27</b>	

Sources: ISW, al-Sumaria – Karbala Coalitions, IHEC Karbala Results

## Maysan Governorate

Party	Total votes	Percentage	Seats	Party leader
Liberal Coalition	89,906	33.01%	9	Muqtada al-Sadr
State of Law Coalition	77,917	28.61%	8	Nouri al-Maliki
Citizens Alliance	63,060	23.15%	6	Ammar al-Hakim
Honesty and Generosity	11,605	4.26%	1	Sajed Abdul Wahed Karim Said
National Partnership Gathering	10,771	3.95%	1	Jasem Saheb Obeid Sadkhan
National Flag Gathering	9,814	3.60%	1	Naser Hussein Jabbar Ghadib
Islamic Dawa Party – Iraq Organisation	5,615	2.06%	1	Hashim Al-Mosawy
<b>Other parties</b>	<b>3,665</b>	<b>1.35%</b>	<b>-</b>	
<b>Total</b>	<b>272,353</b>	<b>100%</b>	<b>27</b>	

Sources: ISW, al-Sumaria – Maysan Coalitions, IHEC Maysan Results

## Muthanna Governorate

Party	Total votes	Percentage	Seats	Party leader
State of Law Coalition	76,777	30.61%	9	Nouri al-Maliki
Citizens Alliance	67,203	26.79%	7	Ammar al-Hakim
Liberal Coalition	31,290	12.47%	3	Muqtada al-Sadr
Independent Iraqi Qualifications Gathering	27,065	10.79%	3	Adel Nazek Abdul Saheb Ali
Gathering for Al Muthana	24,931	9.94%	2	Mohamd Radi Sultan Ashlukh
Al Muthanna Alliance for Change & Reconstruction	17,561	7.00%	2	Ghazi Mussa Kathem Abdul Hussein
<b>Other parties</b>	<b>6,029</b>	<b>2.40%</b>	<b>-</b>	
<b>Total</b>	<b>250,856</b>	<b>100%</b>	<b>26</b>	

Sources: ISW, al-Sumaria – Muthanna Coalitions, IHEC Muthanna Results

## Najaf Governorate

Party	Total votes	Percentage	Seats	Party leader
Loyalty to Najaf	118,310	29.33%	9	Adnan al-Zurufi
Citizens Alliance	82,020	20.34%	6	Ammar al-Hakim

Party	Total votes	Percentage	Seats	Party leader
State of Law Coalition	76,519	18.97%	5	Nouri al-Maliki
Liberal Coalition	45,167	11.20%	4	Muqtada al-Sadr
Equitable State Movement	25,889	6.42%	2	
Najaf Province's Change Coalition	14,464	3.59%	1	
National Partnership Gathering	14,314	3.55%	1	
Renaissance and Building Gathering	8,521	2.11%	1	
Islamic Daw'a Party – Iraq Organisation	7,571	1.88%	1	Hashim Al-Mosawy
<b>Other parties</b>	<b>10,546</b>	<b>2.61%</b>	<b>-</b>	
<b>Total</b>	<b>403,321</b>	<b>100%</b>	<b>29</b>	

Sources: ISW, al-Sumaria – Najaf Coalitions, IHEC Najaf Results

## Nineveh Governorate

Party	Total votes	Percentage	Seats	Party leader
Brotherhood and Coexistence Alliance List	173,687	29.87%	11	
Muttahidoon	129,556	22.28%	8	Osama al-Nujaifi

Party	Total votes	Percentage	Seats	Party leader
Loyalty to Nineveh List	66,517	11.44%	4	Saleh al-Mutlaq
United Nineveh	45,971	7.91%	3	Sheikh Abdullah al-Yawer
Iraqi Construction and Justice Gathering	39,126		3	Deldar Zebari
Al Iraqia National and United Coalition	31,276		2	Ayad Allawi
Nineveh's Bravery Coalition	23,361		1	
Nineveh's National Alliance	22,734		1	
Oum Rabih Tribes' National Gathering	21,349		1	Hassan Khulayf
Al Shabak Freeman Council	12,689		1	
Yazidi Movement for Reform and Progress	10,397		1	
Iraqi People's Coalition	8,633		1	
Chaldean Syriac Assyrian Gathering Coalition	8,635		1	
Iraq's Benevolence and Generosity List	8,076		1	Dr Rushdi Said

Party	Total votes	Percentage	Seats	Party leader
Other parties				
<b>Total</b>	<b>581,449</b>	<b>100%</b>	<b>39</b>	

Sources: al-Sumaria – Nineveh Coalitions, IHEC

## Al-Qādisiyyah Governorate

Party	Total votes	Percentage	Seats	Party leader
State of Law Coalition	114,697		8	Nouri al-Maliki
Citizens Alliance	66,691		5	Ammar al-Hakim
Liberal Coalition	50,544		4	Muqtada al-Sadr
Al Diwaniyah People's Independent Coalition	49,831		4	Jaafar Mussa Zaalan Hachem
National White Bloc	33,092		2	Khudayr Sharif Khudayr Razam
Islamic Dawa Party – Iraq Organisation	29,517		2	Hashim Al-Mosawy
Loyalty to Iraq Coalition	11,207		1	Baqer Ali Shaalan Salman
Al Diwaniyah's Civil Alliance	9,472		1	Ali Fawzi Zaydan Kitn

Party	Total votes	Percentage	Seats	Party leader
Equitable State Movement	8,141		1	Ghanem Mekled Jalub Aziz
<b>Other parties</b>				
<b>Total</b>		<b>100%</b>	<b>28</b>	

Sources: ISW, al-Sumaria – Al-Qādisiyyah Coalitions, IHEC Al-Qādisiyyah Results

## Saladin Governorate

Party	Total votes	Percentage	Seats	Party leader
Iraqi People's Coalition	95,338		7	Ahmed al-Juburi
Muttahidoon	79,705		5	Osama al-Nujaiifi
Iraq's Authenticity Coalition	66,549		5	
Al Iraqia National and United Coalition	46,287		3	Ayad Allawi
Salahuddine National Alliance	39,447		3	
Equality Front	27,654			
Arabian Al Iraqia	24,167		2	Saleh al-Mutlaq
Salahuddine Unified Coalition	23,497		2	Mukhlaf Audi Sueid Mukhlaf

Party	Total votes	Percentage	Seats	Party leader
Brotherhood and Coexistence Alliance List	21,373		1	Mohamed Chehab Mohamed Samin
Salahuddine Turkmen's list	18,395		1	Ali Hachem Nuri Hassan
<b>Other parties</b>				
<b>Total</b>		<b>100%</b>	<b>29</b>	

Sources: ISW, al-Sumaria – Salah ad Din Coalitions, IHEC Salah ad Din Results

## Wasit Governorate

Party	Total votes	Percentage	Seats	Party leader
State of Law Coalition	96,664	27.22%	7	Nouri al-Maliki
Citizens Alliance	86,403	24.33%	7	Ammar al-Hakim
Liberal Coalition	63,584	17.91%	5	Muqtada al-Sadr
Loyal Hands' Gathering	29,969	8.44%	2	
Social Justice State	28,446	8.01%	2	
Iraq's Benevolence and Generosity List	13,678	3.85%	1	Dr Rushdi Said
Al Iraqia National and United Coalition	13,055	3.68%	1	Ayad Allawi



Party	Total votes	Percentage	Seats	Party leader
Equitable State Movement	8,447	2.38%	1	
Civil Democratic Alliance in Wasit	8,420	2.37%	1	
Feylis Kurds Brotherhood List	2,212	0.62%	1	
<b>Other parties</b>	<b>4,181</b>	<b>1.18%</b>		
<b>Total</b>	<b>355,059</b>	<b>100%</b>	<b>28</b>	

Sources: ISW, al-Sumaria – Wasit Coalitions, IHEC Wasit Results